

Watercolor Affair


# Day #3 - Three French Hens

---



[watercoloraffair.com](http://watercoloraffair.com)

Print the line drawings onto an A4 / Letter sized sheet then transfer them to watercolor paper. Use the reference images to guide you during the painting process.




THREE

french hens

# PAINT THREE FRENCH HENS IN 4 EASY STEPS

## STEP 1



transfer outline  
onto watercolor

paper

## STEP 2

THREE

french hens

paint bodies using a  
variegated wash  
and charging-in method




THREE

french hens

### STEP 3

leave highlights



paint the wings  
with a flat wash

# THREE

### STEP 4

french hens

add details

paint  
blue stripy  
sweater



add details

# THREE

add shadow lines  
and fill in the text

french hens

paint list (all names refer to Daniel Smith colors)



hansa  
yellow deep




phthalo  
blue GS



pyrrol  
scarlet



burnt  
umber



payne's  
gray